



LEARN with
Moving Little
Minds

“Helping preschool teachers and parents improve literacy instruction for young children using engaging, research-based practices, trainings, preschool classes, and materials.”




Approved Teacher
Support!

Now Offering DCDEE
Approved Courses!



NC DEPARTMENT OF
**HEALTH AND
HUMAN SERVICES**
Division of Child Development
and Early Education



Looking for an
exact approach to
effectively teach the
alphabet?

Self-Paced Course

Research-Based Approaches

Ready-to-use ideas.

Engaging activities for various learning styles.

Tips and Troubleshooting.



**Master Teaching
the ABCs with...**

**Alphabet
Academy!**

What Is Included?

Step-by Step
Instruction for
EXACTLY how to
teach the alphabet

FAN FAVORITE letter
sounds through body
motions program

Letter Introduction
Lesson Plan

\$50

Letter Cycle Scope
and Sequence

Troubleshooting
Document

Certificate of
Completion at end of
course for 1.5 hours
of professional
learning.

BONUS - Checklist
for Success

BONUS - 10 Favorite
ABC Games

BONUS - Exclusive
Facebook Group

Now Including
Custom Templates
and an Idea
Generating Bot!

Literacy Scope and Sequence



Week	Thematic Unit	Letter	Handwriting Skill	Phonological Awareness Skill
Week 1				
Week 2				
Week 3				
Week 4				
Week 5				
Week 6				
Week 7				
Week 8				
Week 9				
Week 10				
Week 11				
Week 12				
Week 13				
Week 14				
Week 15				
Week 16				
Week 17				

Alphabetic Knowledge Activity Generator
Create fun, themed activities for learning letters and sounds

Select a theme:
Farm Animals

Filter by skill category:
All Skills Letter Recognition Letter Sounds Letter Formation Letter Matching
Environmental Print Beginning Reading

Generate Activities

Alphabetic Knowledge Activities: Farm Animals

Barn Letter Match
Create a paper barn with doors that open. Behind each door, place a farm animal picture. On the outside of each door, write an uppercase letter. Children match magnetic lowercase letters to the uppercase letters, then open the door to reveal an animal.
Letter Matching

Tractor Letter Plow
Create letter paths in a sensory bin filled with soil or sand. Children drive toy tractors along the letter paths, saying the letter name and sound as they 'plow' the field.
Letter Formation

Chicken Feed Letter Sort
Label paper egg cartons with different letters. Children sort 'chicken feed' (colored pom-poms or cereal) into the correct sections based on the beginning sound of their color or type.
Letter Sounds

Sheep Letter Roundup
Create paper sheep with letters written on them. Scatter them around the room. Children use a shepherd's staff (pool noodle) to 'round up' sheep when you call out a letter sound.
Letter Sounds


Corn Row Letter Hunt
Create rows of 'corn' using yellow paper with letters written on each kernel. Children pretend to be farmers harvesting corn kernels that match a specific letter or sound.
Letter Recognition

Egg Collection Word Building
Write letters on plastic eggs. Children collect eggs to spell farm words like 'hen', 'pig', or 'cow'. As they place each egg in their basket, they say the letter name and sound.
Beginning Reading

Print New Theme




Participants Will Gain:

- Lifetime access to the course
 - Certificate for 1.5 hours CEU credits
 - Access to our Exclusive Facebook Group
 - Understanding Alphabetic Knowledge, Acquisition and Science of Reading Research
 - How to Master a Four-Step Approach to Alphabet Instruction
 - Specific Directions and Videos for Using the Moving Little Minds Letter Sounds with Body Motions
 - How to Implement a Letter Cycle Approach
 - Help in Troubleshooting Common Challenges
 - How to Merge Play with Alphabet Instruction
- 

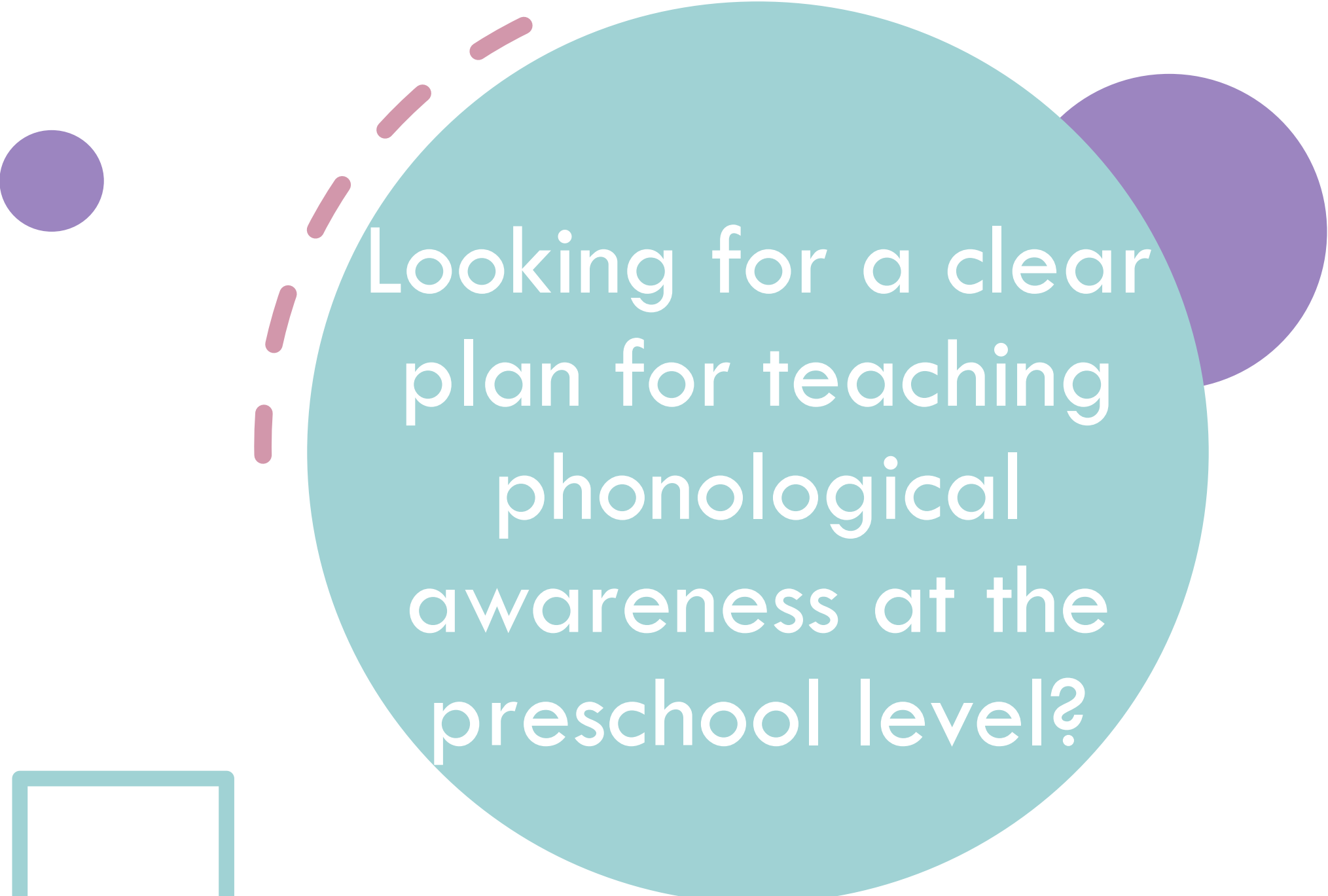


Success Stories!

"The whole Alphabet Academy was very easy to navigate and had understandable nuggets of information for even novice learners." - Linda, Teacher and Administrator



"I love how the research and neuroscience were included in the first two modules and that they were explained in a clear and concise manner. As someone with a background in both education and psychology, I not only find those topics fascinating, but also understand the valuable role that learning the art and science of literacy development plays in effective instruction." - Sylvia - Parent



Looking for a clear
plan for teaching
phonological
awareness at the
preschool level?

Self-Paced Course

Research-Based Approaches

Ready-to-use ideas.

Developmentally appropriate approaches to teaching.

Tips and Troubleshooting.



Self-Paced Course

Playing with Words

moving Little Minds

Build Preschool Phonological Awareness Skills with a Research-Backed, Play-Based Approach

What Is Included?

Step-by Step
Explanation for
EXACTLY how
children learn sound
skills

Favorite Tools and
Resources of
Effectively Teaching

Planning Template
with Scope and
Sequence Provided

\$50

Ages and Stages
Information

Troubleshooting
Document

Certificate of
Completion at end of
course for 1.5 hours
of professional
learning.

BONUS – Mini
Moments Activity
Sheets

BONUS – Milestone
Charts

BONUS – Exclusive
Facebook Group

Now Including
Custom Templates
and an Idea
Generating Bot!

Literacy Scope and Sequence



Week	Thematic Unit	Letter	Handwriting Skill	Phonological Awareness Skill
Week 1				
Week 2				
Week 3				
Week 4				
Week 5				
Week 6				
Week 7				
Week 8				
Week 9				
Week 10				
Week 11				
Week 12				
Week 13				
Week 14				
Week 15				
Week 16				
Week 17				

Phonological Awareness Activity Generator
Create fun, themed activities for developing sound awareness skills

Select a theme: Select a skill: Generate

Phonological Awareness Activities: All About Me Print New Activity

Name Rhyme Game
Children sit in a circle. Each child takes a turn saying their name and a word that rhymes with it (real or nonsense word). "My name is Jake, I like cake!" "I'm Mia, I have a pet chia!" Rhyming

Body Part Syllable Count
Create a body outline poster. Children place picture cards of body parts on the poster, clapping the syllables in each word. "El-bow has 2 syllables. Eye has 1 syllable." Syllable Awareness


I Spy Beginning Sounds
Play 'I Spy' with objects in the classroom, focusing on beginning sounds. "I spy with my little eye something that starts with /m/ like 'mouth!'" Beginning Sounds

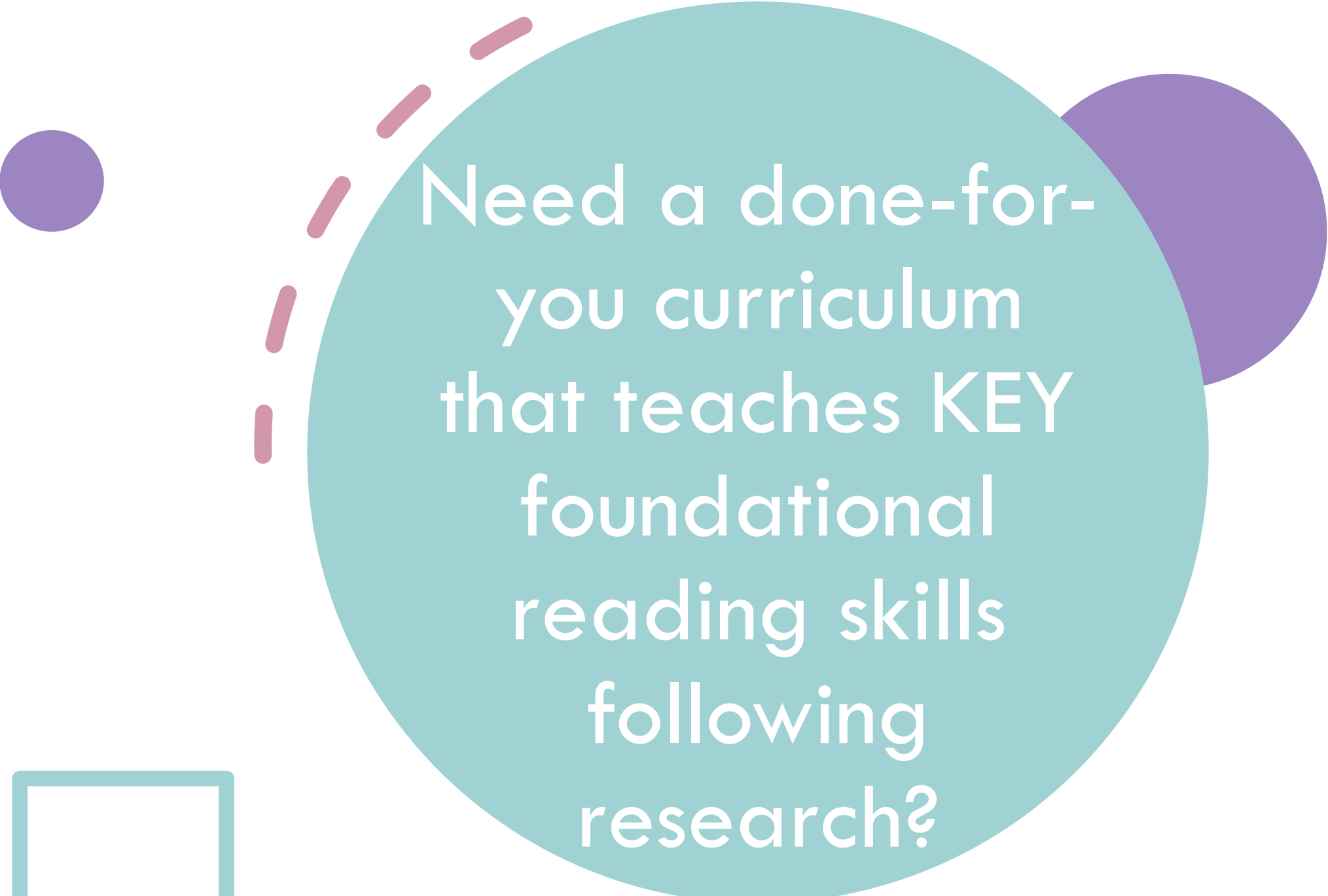
Footprint Ending Sound Path
Create paper footprints with pictures on them. Children walk on footprints that have pictures ending with a specific sound. "Step on all the words that end with /t/ like 'foot!'" Ending Sounds

Family Name Sound Blending
Create simple stick puppets for family members. Say the sounds of a family word separately, and children select the corresponding puppet. "Jeh-ku-lee - who is this" Sound Blending

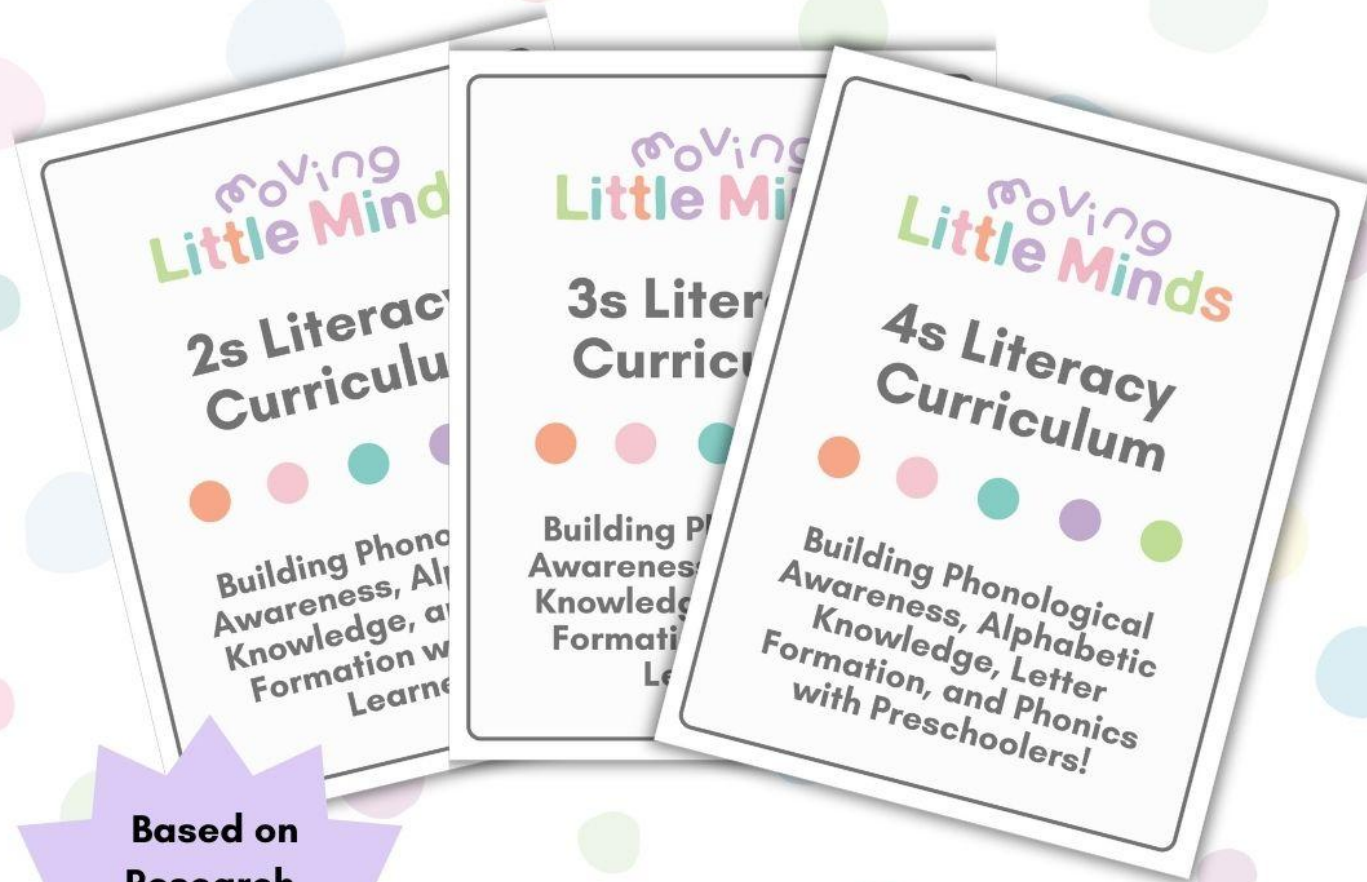


Participants Will Gain:

- Lifetime access to the course
 - Certificate for 1.5 hours CEU credits
 - Access to our Exclusive Facebook Group
 - Understanding Phonological Awareness Skills and Science of Reading Research
 - How to Implement Phonological Awareness Effectively in the Classroom
 - A List of Tools to Teach Phonological Awareness Skills
 - How to Follow a Simple Progression of Skills
 - Help in Troubleshooting Common Challenges
 - How to Merge Play with Phonological Awareness Instruction
- 



Need a done-for-
you curriculum
that teaches KEY
foundational
reading skills
following
research?



Explore Our
Curriculums!
\$75-\$105

Based on
Research
Supported by
the Science of
Reading

What's Included - Digital

Included for Digital Download:

- A-Z Curriculum
- Curriculum Resource Guide
- Daily Phonological Awareness Practice (activities and poetry)
- **NEW** - 26 Weekly Storybook Lesson Plans with Songs and Activities
- **NEW** - Automatically Enrolled in Training Course to Understand Curriculum
- Materials List
- Access to our EXCLUSIVE Facebook Group
- A-Z Handwriting Sheets
- Literacy Skills Troubleshooting Guide
- Video: Model Lessons
- Video: Alphabet Motions

Bonus Downloads:

- Student Assessment
- Academic Center Ideas
- Learning Extensions
- Name Games and Songs

Literacy Daily Schedule	
2 - 3 minutes	Phonological Awareness
1 minute	ABC Song
2 - 3 minutes	Letter Introduction
- 2 minutes	Letter Picture
- 2 minutes	Letter Formation

Letter Zz - Day 1

Materials:

- The Itsy Bitsy Spider Poem

Phonological Awareness Warm-Up: Poem of the Week

Introduce the Poem:

- Recite The Itsy Bitsy Spider poem aloud.
- As you recite the poem, encourage children to follow along with the body motions and words.
- Repeat the poem 2-3 times together.

Slow Motion:

- Say, "Now, we are going to sing the poem again very slowly."
- Repeat the poem again very slowly. Encourage the children clearly segment each word in the poem while completing the motions.
- Read the poem 2-3 more times.

Materials:

- ABC Strip

Sing the ABCS

- Display the ABC chart in front of the class.
- Sing the ABC Song aloud, pointing to each letter that you name on the chart as you sing.
- Repeat the song 1-2 more times, encouraging children to point to the letters on the chart as they are named.

Materials:

- Letter Sound Flashcard - Zz
- Mystery Bag
- Sensory Letters (magnetic, various sizes, sandpaper, wooden, gel)

Letter Introduction:

Sensory Discovery:

- Children pull sensory letters out of the mystery bag.
- Say, "This is the letter Zz." What do you notice about it?
- Discuss the shape of the letter. Does it have curved or straight lines?
- Allow the children to touch and feel the different sensory letters.

Sound and Motion:

- Hold up the Letter Sound Flashcard for the letter Zz.
- Say, "Today, we are going to learn about the letter Zz. Here is the letter Zz. This is an uppercase Z and this is a lowercase z."
- Model the letter sound motion. Say, "The letter Zz represents the /zzz/ sound. Here is a picture of a zigzag. This picture helps us remember how to move our bodies with the letter sound."
- Practice the sound and motion 3-4 times, referring to the picture, "which mimics the body motion. Sing, 'Who let the Zz out? (zzz), (zzz), (zzz).'"
- Point out and discuss mouth formation. Say, "Watch my mouth as I make the sound. Can you make the sound the same way?" Practice several times.

Phonological Awareness Warm-Ups

Phonological Awareness: Sound Discrimination

Ring the Bell - Where is the sound?

Phonological Awareness: Sound Discrimination

What's That? - Guess the sound.

Ten Little Fingers

Ten little fingers,
Ten little toes.
Two little ears,
And one little nose.
Two little eyes,
That shine so bright.
Two little lips,
To kiss you goodnight.


Head, Shoulders, Knees and Toes

Head, shoulders, knees and toes,
Knees and toes.
Head, shoulders, knees and toes,
Knees and toes.
And eyes, and ears, and mouth, and nose.
Head, shoulders, knees and toes,
Knees and toes.
(Repeat)

What's Included – Shipped to You!

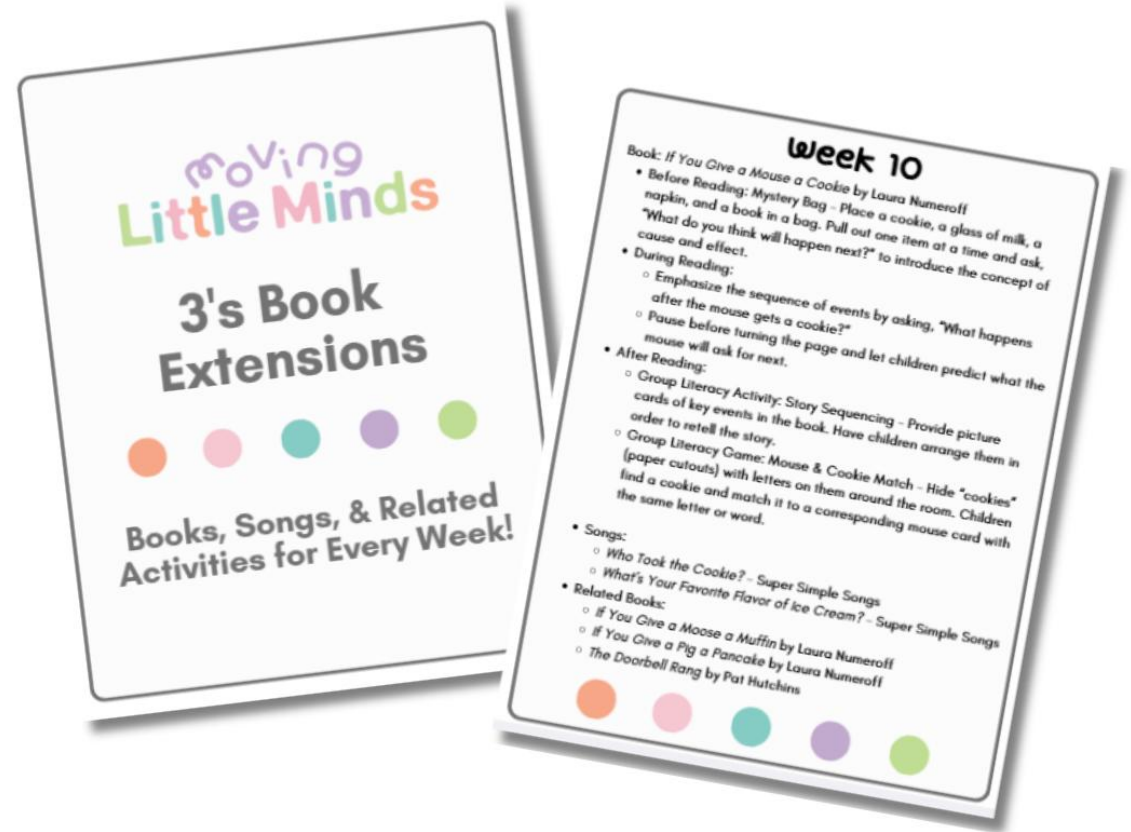
Included (Shipped to you):

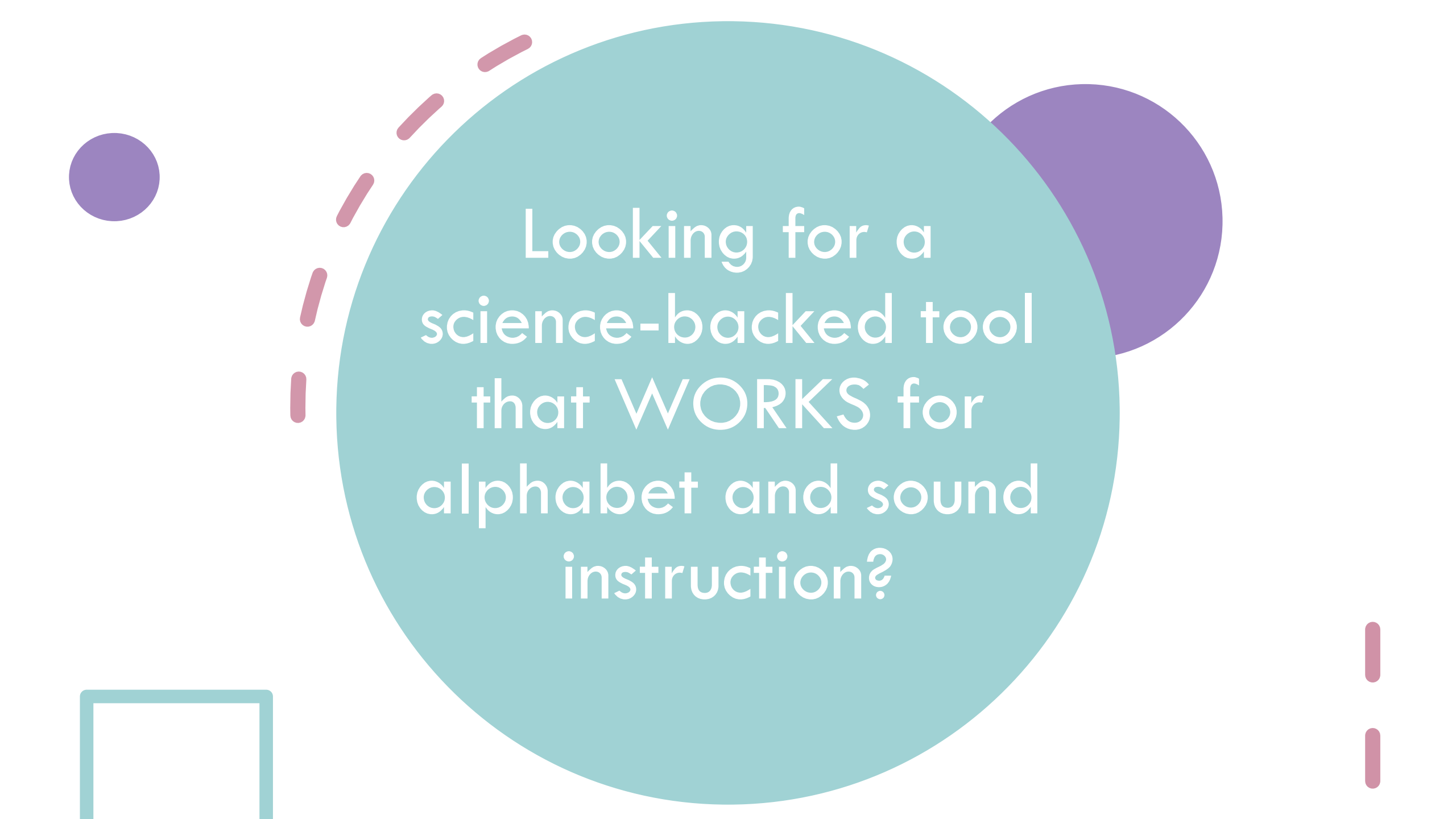
- Moving Little Minds Alphabet Motion Flashcards
- Moving Little Minds ABC Picture Cards
- Moving Little Minds Alphabet Strip (assembly required)
- Letter Formation Guide and Chart
- A is for Apple Board Book
- BONUS: ABC Letter Mats



NEW — Book Extension Plans

Storybook Lessons for Each Week!





Looking for a
science-backed tool
that WORKS for
alphabet and sound
instruction?

Moving Little Minds Alphabet Motion Flashcards



Teach with Whole Body Movement!

“...the addition of the Alphabet Motion Cards seemed to really hit home with the kids who need more variety in the way that they learn.

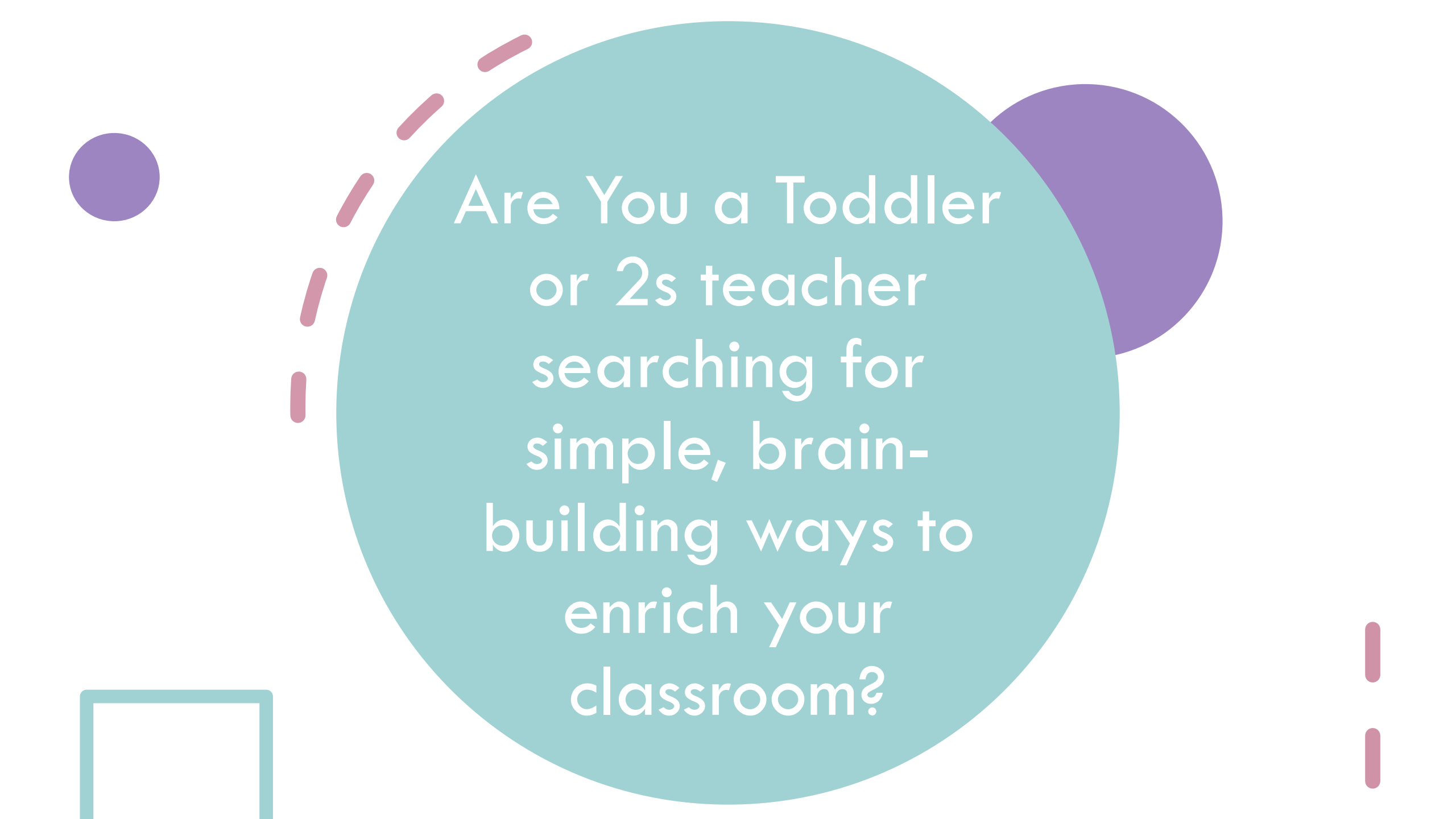
I have charts that show progress from October, before I consistently used the cards, to March, and especially the strugglers showed so much improvement. Thank you for those!”

-4's Teacher and Director



Looking for the Right Fit?

	Alphabet Motion Flashcards	Alphabet Academy	Curriculum
Price	\$25	\$50	\$75-\$105
What is This?	AK Teaching Tool	AK Framework	AK, PA, Writing
Videos Modeling ABC Motions	X	X	X
Physical Materials	X		X
Letter Cycle Framework and Lesson Plan	X	X	X
CEUs		X	
Trouble-Shooting		X	X
Checklist for Success		X	X
Alphabet Games		X	X
Assessment			X
Resource Guide			X
Daily Lessons			X
Name Games			X



Are You a Toddler
or 2s teacher
searching for
simple, brain-
building ways to
enrich your
classroom?

Self-Paced Course

Brain Power Knowledge

WHY and HOW made EASY!

Bring all 6 components to life in your classroom!

EXCLUSIVE Facebook Group



LITTLES AND LITERACY
BRING LITERACY TO LIFE WITH OUR TODDLERS AND 2S!

www.movinglittleminds.com

What Is Included?

Step-by-Step Process
for Engaging Young
Children

Practical TIPS for ALL
6 Components of
Literacy Instruction

Model Lesson Plan
for Embracing
Repetition

\$50

Alphabet Wall Strip
PDF

Ideas you can use
TOMORROW!

Certificate of
Completion at end of
course for 1.5 hours
of professional
learning

BONUS – Routine
Cue Cards

BONUS – Little
Learner Literacy
Activity PDF

BONUS – Exclusive
Facebook Group

Now Including Our Little Learner BOT!

Toddler Classroom Themes
Developmentally appropriate activities for ages 2-3

Theme Cards:

- All About Me (View Activities)
- Farm (View Activities)
- Transportation (View Activities)
- Community Helpers (View Activities)
- Spring (View Activities)
- Animals
- Ocean
- Space
- Fall
- Summer

Animals Theme (Print Theme | Back to Themes)

Literacy Skills Legend:

- ABC: Alphabetic Knowledge
- Sound: Phonological Awareness
- Write: Prewriting Skills

Block Center

- Add animal figurines, toy trees, and simple fences to create animal habitats
- Include animal picture cards that toddlers can match to similar animal toys
- Provide soft blocks with animal pictures for stacking and identifying
- ABC: Add blocks with animal names and beginning letters

Label animals as children play. Use simple phrases like 'big elephant' or 'small mouse.' Emphasize beginning sounds: 'L-I-lion starts with L!' Match animal figures to letter blocks that represent their first sound.

Dramatic Play Center

- Create a simple zoo with stuffed animals, a ticket booth, and zookeeper hats
- Set up a veterinarian's office with toy animals, bandages, and doctor tools
- Provide animal puppets and a puppet theater made from a cardboard box
- Sound: Create animal sound matching games with pictures

Add simple animal name cards with pictures. Model animal sounds and encourage children to 'read' to the animals. Play sound games: 'What animal says moo?' Emphasize rhyming animal names: 'fox-box, cat-hat.'

Art Center

- Offer animal-shaped sponges for painting
- Provide large animal outline pictures for coloring with chunky crayons
- Create animal tracks with paint using toy animal feet or simple stamps
- Write: Make animal paths with markers (straight, curved, zigzag lines)

Talk about the animals children are creating. Label colors and actions. Write the animal name on their artwork. Encourage making lines that represent animal movements: 'Snakes go in an S shape, birds fly up and down.'


Sensory Table

- Fill with shredded paper 'hay' and hide plastic animals for a safari hunt
- Create blue water with gelatin and add ocean animals
- Use kinetic sand with animal cookie cutters and plastic animals
- ABC: Hide letter tiles that match animal names in sensory materials

Use descriptive language as children explore: 'You found a slithery snake!' Ask simple questions: 'What animal did you find?' Help children find letters that match animals: 'You found R for bear!'




Participants Will Gain:

- Lifetime access to the course
 - Certificate for 1.5 hours CEU credits
 - Access to our Exclusive Facebook group
 - Deep understanding HOW children learn looking at brain science and our 4-step process to engage our little ones.
 - Practical strategies for integrating the 6 main components of early literacy in the classroom.
 - Real-life video examples of learning in action and a model 3-day lesson plan that embraces repetition.
 - Printable cards, alphabet lines, checklists, and activities for success.
- 

*"The course has been
incredible....I truly loved it
and feel **well-equipped**.
From the clarity of the
videos, to the clear content,
it was all super easy to
navigate and very user-
friendly."*


- Elizabeth J., Homeschool Teacher







*"Melissa provided tons of **age-appropriate ideas** for little ones. As a toddler teacher, I appreciated her knowledge on literacy development. She gave **practical ideas** that I plan to incorporate into my everyday teaching."*

-Kim B., Toddler Teacher



Want to
seamlessly weave
alphabet learning
into your daily
classroom
environment?

Grab Our Alphabet Placemats!



11"x14"

Waterproof and
Tearproof for Snacks,
Play-Doh,
Manipulatives!






Want more
hands-on learning
for your team?

Explore Our Services

- Profession Training (in person and virtual)
- Virtual Follow-Up Q&A Sessions
- 1-Hour Live Virtual Consultation
- Year-Long Virtual Support Package



Workshops Offered (2 hours):

Alphabet Academy: A Research-Focused Approach to Teaching the Alphabet

Learn how to teach letters the research-backed way using play, movement, and multisensory strategies. This training introduces Alphabet Motions and gives teachers practical tools for building strong alphabet knowledge in preschoolers. Ages 3+ *Also available as a self-paced course.*

Playing with Words: Building Phonological Awareness through Instruction and PLAY!

Discover how to build essential phonological awareness skills through playful, research-based instruction. Teachers will leave with engaging games, activities, and strategies to confidently teach rhyming, syllables, and phonemic awareness. All ages

Littles and Literacy: How to Incorporate Literacy with Our Littlest Learners

Explore early literacy development for toddlers and twos, with simple, play-based strategies rooted in repetition and brain research. Teachers will learn how to create a literacy-rich classroom that supports early language and foundational skills. *Also available as a self-paced course. Ages 1-3*

Workshops Offered (2 hours):

Planning Purposeful Play: A Framework for Merging Intentional Instruction with Play

This workshop helps teachers plan play that matters—by connecting learning goals to child-led play. Includes a simple, effective planning tool (digital + paper) to guide center-based, intentional instruction. All ages.

Where Literacy Thrives: Building a Classroom Around the Six Essential Components

Learn how to use daily routines, environment, and play to support the six essential components of early literacy. Perfect for educators ready to make practical, research-informed shifts toward a literacy-rich classroom. All ages.




Customer Love!

"I absolutely loved having Melissa from Moving Little Minds come to our preschool today and present at our staff meeting. Melissa provided tons of age-appropriate ideas for little ones. As a toddler teacher, I appreciated her knowledge on literacy development. She gave practical ideas that I plan to incorporate into my everyday teaching. All preschool teachers ages toddlers to kindergarten could benefit from Melissa's literacy knowledge!" - Kim B., 2's Teacher

"I wanted to thank you for all of the wonderful ideas you shared with our staff...Teachers are already incorporating visual daily schedules in the younger classrooms, eye-level alphabet charts with visual cues, and we have plans to use many more of your ideas moving forward - working on alphabet parking lots next week. Thanks again for the thoughtful presentation! I'm sure I'll be reaching out again soon to pick your brain about other ideas for our students and teachers.

- Lexi S., Curriculum Coordinator



Want to empower
families with early
literacy knowledge?

BOOK BAG PARENT COMPANION WORKSHEETS

October Reading Focus: Making Predictions

<p>Before Reading</p>	<ul style="list-style-type: none"> Ask the name of the title and ask, "What might the book be about? Why do you think that?" Flip through the book and look at the pictures. Ask, open-ended questions. For example, "Do you think that there might be a problem in the story? What will it be?" Do you think something funny will happen? How do you know?"
<p>During Reading</p>	<ul style="list-style-type: none"> In the middle of the story, stop to ask questions. Say, "What you think might happen next? Do you think the character will _____? Why do you think that?" Relate to personal experience. Say, "The same thing happened to you. Do you think that this thing will happen to the character? Why?"
<p>After Reading</p>	<ul style="list-style-type: none"> Always refer back to the predictions that were made by your child at the end of the story. Discuss if the predictions were correct or if something different happened. Encourage your child to share why. Make a prediction for the future. Say, "If the book continued, what do you think might happen next? If you were the author, how would you continue the story?"

March Reading Focus: Phonological Fun

<p>Chime Time!</p>	<p>Read the book several times! Encourage your child to CHIME IN on a familiar word or phrase. As you are reading, pause when you get to a word or phrase at the end of the sentence. This works especially well with rhyming books!</p>
<p>Rhyme Time!</p>	<p>Choose a random word on the page. Generate a list of words that rhyme with this word. Silly words are great! See if your child can join in with the fun and create some fun rhymes of his/her own!</p>
<p>Clap and Say!</p>	<p>Choose a simple sentence from the book. Repeat the sentence several times, and clap for each word in the sentence. Encourage your child to join in! Change it up...stomp or jump the sentence! Can you count how many words the sentence has while you clap?</p>

The image is a collage of several educational cards designed for 'Early Literacy Newsletters'. The cards are arranged in a layered, overlapping fashion. At the top, a large, dark, textured banner reads 'EARLY LITERACY NEWSLETTERS' in a bold, white, sans-serif font. Below this, there are several smaller cards with different backgrounds and colors.

- Top Left Card:** A card with a dark background and a white border. It features the text 'READ ALL ABOUT IT!' in large, white, bold letters, followed by 'EARLY LITERACY NEWSLETTER' in a smaller font. Below this is a section titled 'What is Phonological Awareness?' with a paragraph explaining its importance for children's language development.
- Top Right Card:** A card with a light blue background and a white border. It features the text 'READ ALL ABOUT IT!' in large, blue, bold letters, followed by 'EARLY LITERACY NEWSLETTER' in a smaller font. Below this is a section titled 'What is Writing?' with a paragraph explaining its importance for children's literacy skills.
- Middle Left Card:** A card with a light blue background and a white border. It features the text 'READ ALL ABOUT IT!' in large, blue, bold letters, followed by 'EARLY LITERACY NEWSLETTER' in a smaller font. Below this is a section titled 'Why is Phonological Awareness Important?' with a paragraph explaining its importance for children's language development.
- Middle Right Card:** A card with a light blue background and a white border. It features the text 'READ ALL ABOUT IT!' in large, blue, bold letters, followed by 'EARLY LITERACY NEWSLETTER' in a smaller font. Below this is a section titled 'What is Writing?' with a paragraph explaining its importance for children's literacy skills.
- Bottom Left Card:** A card with a light blue background and a white border. It features the text 'READ ALL ABOUT IT!' in large, blue, bold letters, followed by 'EARLY LITERACY NEWSLETTER' in a smaller font. Below this is a section titled 'Why is Phonological Awareness Important?' with a paragraph explaining its importance for children's language development.
- Bottom Right Card:** A card with a light blue background and a white border. It features the text 'READ ALL ABOUT IT!' in large, blue, bold letters, followed by 'EARLY LITERACY NEWSLETTER' in a smaller font. Below this is a section titled 'What is Writing?' with a paragraph explaining its importance for children's literacy skills.

The cards are decorated with various patterns, including polka dots, stripes, and solid colors. Some cards have a small illustration of a child or a book. The overall design is clean, modern, and educational.

Continue Learning with Moving Little Minds



Melissa McCall

melissa@movinglittleminds.com

Instagram @movinglittleminds

www.movinglittleminds.com

Facebook: Moving Little Minds



Website

